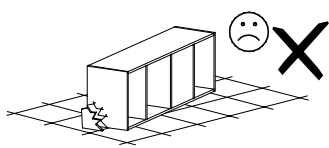
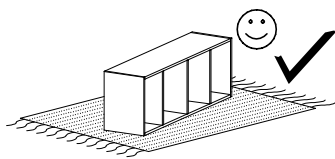
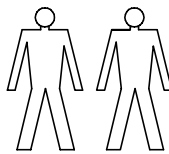
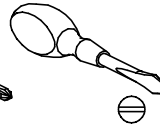
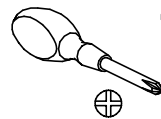

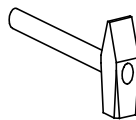


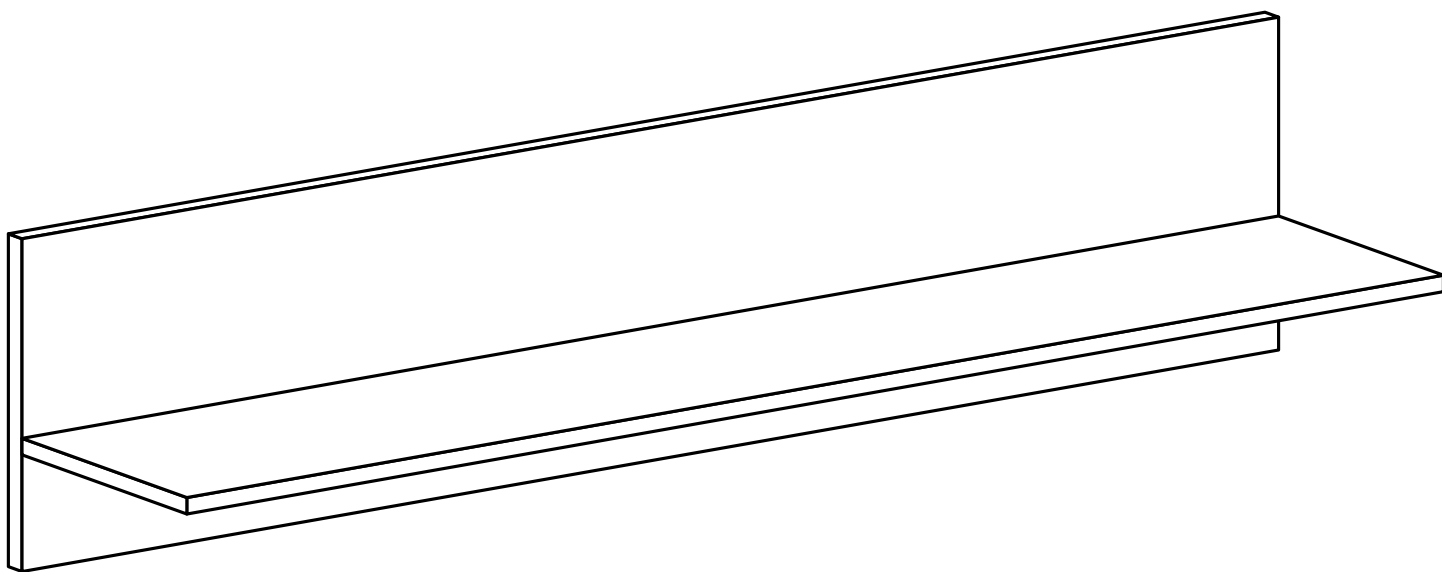
# SENESI 9



Narzędzia potrzebne do montażu



Nr	Nazwa elementu	D[mm]	S[mm]	G[mm]	Ilość
1	Tył	1200	320	16	1
2	Półka	1200	164	16	1



## **UWAGA !!!**

MONTOWANIE USZKODZONYCH  
ELEMENTÓW POWODUJE UTRATĘ  
GWARANCJI

W przypadku reklamacji proszę podać numer pakowacza znajdujący się na kartonie.



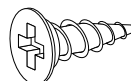
**A - 4 St.**



**B - 3 St.**



**C - 1 St.**



**D - 6 St.**  
3,5x13 mm



**X2 - 4 St.**

I

